

Spajanje na EDUROAM mrežu

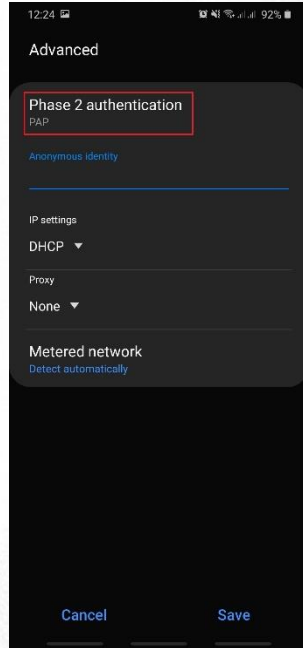
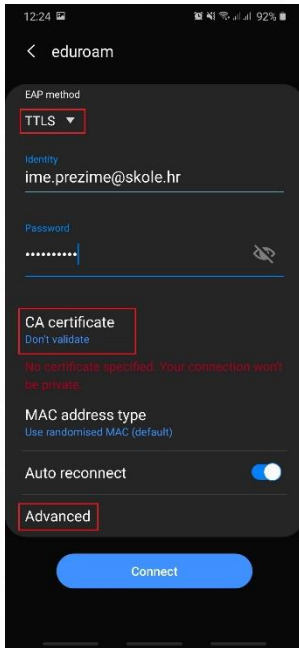
ANDROID

Settings > Connections > Wifi

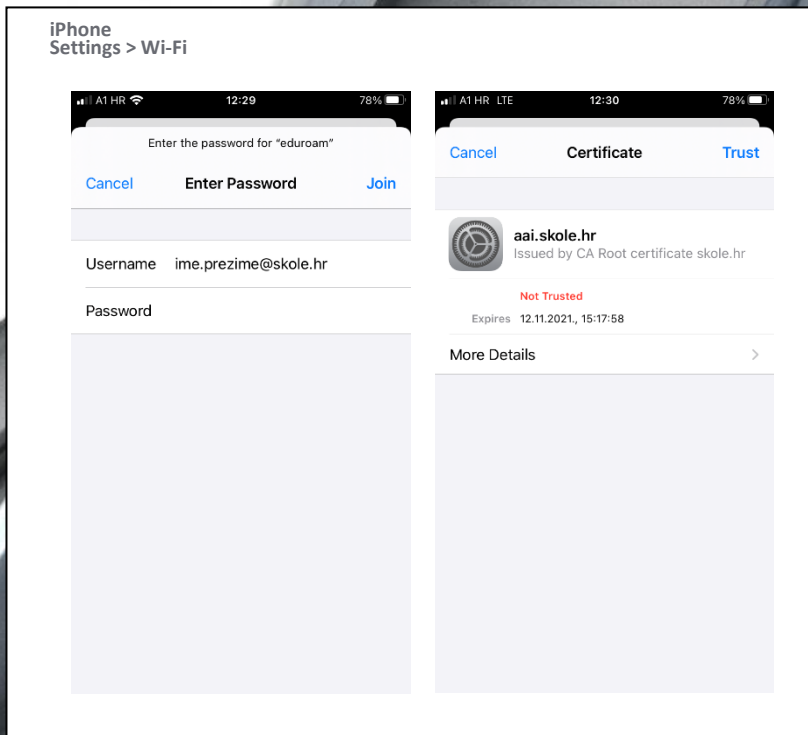
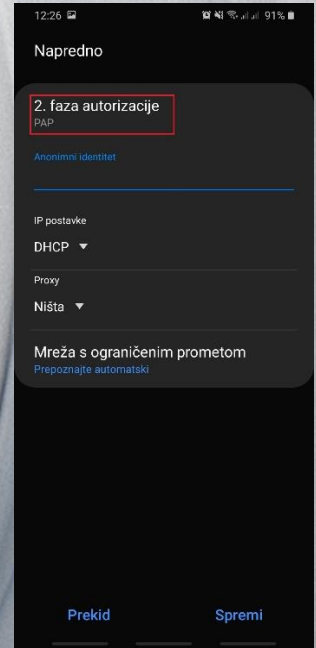
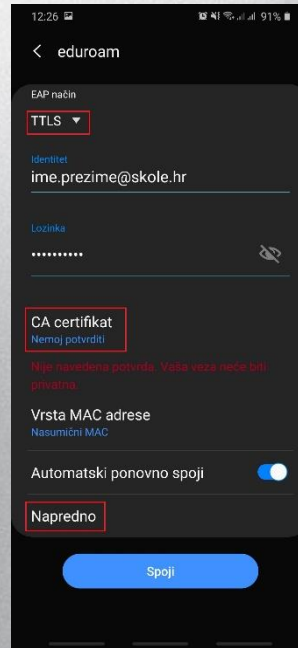
- Odabrati bežičnu mrežu eduroam
- EAP method postaviti na TTLS
- PHASE 2 authentication postaviti na PAP
- U CA certificate polju označiti: Nemoj potvrditi (Don't validate)
- U Identity polje unijeti svoje AAI korisničko ime
- Polje Anonymus identity ostaviti prazno
- U password polje unijeti svoju lozinku za AAI

Settings > (Connections) > Wi-Fi

Engleski



Hrvatski

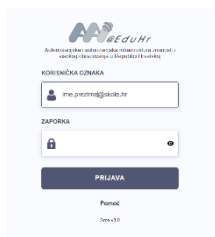


Windows

Otvoriti adresu <https://installer.eduroam.hr/> u Internet pregledniku i kliknuti na „PREUZIMANJE POSTAVKI“



Ulogirati se sa svojim korisničkim računom u sljedećem prozoru



Skinuti odgovarajući korisnički program.

